

RESOLUTION NO 1930-25

**A RESOLUTION OF THE TOWN OF FLORENCE, PINAL COUNTY, ARIZONA,
ADOPTING THE BUDGET FOR THE FISCAL YEAR 2025-2026.**

BE IT RESOLVED by the Mayor and Council of the Town of Florence, Arizona, as follows:

WHEREAS, in accordance with the provisions of Title 42, Ch 17, Art. 1-5, Arizona Revised Statutes (A.R.S.), the Town Council did on May 6, 2025, make an estimate of the different amounts required to meet the public expenditures/expenses for the ensuing year, also an estimate of revenues from sources other than direct taxation and the amount to be raised by taxation upon real and personal property of the Town of Florence, and


WHEREAS, in accordance with said chapter of said title, and following due public notice, the Council met on June 3, 2025, at which meeting any taxpayer was privileged to appear and be heard in favor of or against any of the proposed expenditures/expenses or tax levies, and

WHEREAS, it appears that publication has been duly made as required by law, of said estimates together with a notice that the Town Council would meet on June 3, 2025, at the office of the Council for the purpose of hearing taxpayers and making tax levies as set forth in said estimates, and

WHEREAS, it appears that the sums to be raised by taxation, as specified therein, do not in the aggregate exceed that amount as computed in A.R.S. §42-17051(A), therefore be it


RESOLVED, that the said estimates of revenues and expenditures/expenses shown on the accompanying schedules, as now increased, reduced, or changed, are hereby adopted as the budget of the Town of Florence for the fiscal year 2025-2026.

PASSED AND ADOPTED by the Mayor and Council of the Town of Florence, Arizona, this 3rd day of June 2025.




Keith Eaton, Mayor

ATTEST:



Lisa Garcia, Town Clerk

APPROVED AS TO FORM:



Clifford L. Mattice, Town Attorney

Official Budget Forms

Town of Florence

Fiscal Year 2026

Town of Florence

Table of Contents

Fiscal Year 2026

Resolution for the adoption of the budget

Schedule A—Summary Schedule of estimated revenues and expenditures/expenses

Schedule B—Tax levy and tax rate information

Schedule C—Revenues other than property taxes

Schedule D—Other financing sources/(uses) and interfund transfers

Schedule E—Expenditures/expenses by fund

Schedule F—Expenditures/expenses by department (as applicable)

Schedule G—Full-time employees and personnel compensation

Town of Florence
Summary Schedule of estimated revenues and expenditures/expenses
Fiscal Year 2026

Fiscal year	S c h	Funds							
		General Fund	Special Revenue Fund	Debt Service Fund	Capital Projects Fund	Permanent Fund	Enterprise Funds Available	Internal Service Funds	Total all funds
2025	E 1	23,115,510	24,682,363	4,134,355	5,766,922	0	33,876,077	0	91,575,227
2025	E 2	23,428,073	9,049,807	1,137,316	2,651,622	0	18,942,971	0	55,209,788
2026	3	26,422,864	41,980,420	1,025,985	16,593,572	0	19,005,783	0	105,028,625
2026	B 4	1,683,788							1,683,788
2026	B 5								0
2026	C 6	21,749,889	14,231,480	1,500	4,607,200	0	11,523,600	0	52,113,669
2026	D 7	0	0	0	0	0	18,617,601	0	18,617,601
2026	D 8	0	0	0	0	0	18,617,601	0	18,617,601
2026	D 9	1,172,955	2,000	1,872,571	0	0	1,000,000	316,800	4,364,326
2026	D 10	173,250	1,318,755	0	1,872,571	0	999,750	0	4,364,326
2026	11								
									0
							2,651,317		2,651,317
		4,070,391	500,131	0	0	0	1,044,431		5,614,953
									0
									0
2026	12	46,785,855	54,395,014	2,960,057	19,328,201	0	26,833,885	316,800	150,559,812
2026	E 13	24,207,718	26,395,850	2,351,718	8,182,940	0	16,503,661	273,810	79,915,897

Expenditure limitation comparison

1 Budgeted expenditures/expenses	\$ 91,575,227	\$ 98,533,498
2 Add/subtract: estimated net reconciling items		
3 Budgeted expenditures/expenses adjusted for reconciling items	91,575,227	98,533,498
4 Less: estimated exclusions	34,605,070	36,703,854
5 Amount subject to the expenditure limitation	\$ 56,970,157	\$ 61,829,644
6 EEC expenditure limitation or voter-approved alternative expenditure limitation	\$ 137,987,908	\$ 142,986,571

	2025	2026
1 Budgeted expenditures/expenses	\$ 91,575,227	\$ 98,533,498
2 Add/subtract: estimated net reconciling items		
3 Budgeted expenditures/expenses adjusted for reconciling items	91,575,227	98,533,498
4 Less: estimated exclusions	34,605,070	36,703,854
5 Amount subject to the expenditure limitation	\$ 56,970,157	\$ 61,829,644
6 EEC expenditure limitation or voter-approved alternative expenditure limitation	\$ 137,987,908	\$ 142,986,571

The city/town does not levy property taxes and does not have special assessment districts for which property taxes are levied. Therefore, Schedule B has been omitted.

- * Includes expenditure/expense adjustments approved in the current year from Schedule E.
- ** Includes actual amounts as of the date the proposed budget was prepared, adjusted for estimated activity for the remainder of the fiscal year.
- *** Amounts on this line represent beginning fund balance/(deficit) or net position/(deficit) amounts except for nonspendable amounts (e.g., prepaids and inventories) or amounts legally or contractually required to be maintained intact (e.g., principal of a permanent fund). See the Instructions tab, cell C17 for more information about the amounts that should and should not be included on this line.

Town of Florence
Tax levy and tax rate information
Fiscal Year 2026

	2025	2026
1. Maximum allowable primary property tax levy. A.R.S. §42-17051(A)	\$ 1,591,321	\$ 1,700,316
2. Amount received from primary property taxation in the current year in excess of the sum of that year's maximum allowable primary property tax levy. A.R.S. §42-17102(A)(18)	\$ _____	
3. Property tax levy amounts		
A. Primary property taxes	\$ 1,546,284	\$ 1,683,788
<u>Property tax judgment</u>	_____	_____
B. Secondary property taxes	_____	_____
<u>Property tax judgment</u>	_____	_____
C. Total property tax levy amounts	\$ 1,546,284	\$ 1,683,788
4. Property taxes collected*		
A. Primary property taxes		
(1) Current year's levy	\$ 1,540,000	
(2) Prior years' levies	_____	
(3) Total primary property taxes	\$ 1,540,000	
B. Secondary property taxes		
(1) Current year's levy	\$ _____	
(2) Prior years' levies	_____	
(3) Total secondary property taxes	\$ _____	
C. Total property taxes collected	\$ 1,540,000	
5. Property tax rates		
A. City/Town tax rate		
(1) Primary property tax rate	102.8900	102.8900
<u>Property tax judgment</u>	_____	_____
(2) Secondary property tax rate	_____	_____
<u>Property tax judgment</u>	_____	_____
(3) Total city/town tax rate	102.8900	102.8900
B. Special assessment district tax rates		
Secondary property tax rates—As of the date the proposed budget was prepared, the city/town was operating _____ special assessment districts for which secondary property taxes are levied. For information pertaining to these special assessment districts and their tax rates, please contact the city/town.		

* Includes actual property taxes collected as of the date the proposed budget was prepared, plus estimated property tax collections for the remainder of the fiscal year.

Town of Florence
Revenues other than property taxes
Fiscal Year 2026

Source of revenues	Estimated revenues 2025	Actual revenues* 2025	Estimated revenues 2026
General Fund			
Local taxes			
City Sales Tax	\$ 4,800,000	\$ 4,700,000	\$ 4,800,000
Smart & Safe AZ Fund	130,000	150,000	150,000
GPLET	1,000	1,000	1,000
Licenses and permits			
Occupational Licenses	56,000	57,500	57,400
Building Permits	800,000	1,343,000	1,450,000
Other Licenses and Permits	700		
Intergovernmental			
State Shared Sales Tax	3,645,629	3,670,915	3,744,333
State Shared Income Tax	5,131,500	5,167,139	4,833,446
Autil License Tax	1,851,730	1,788,368	1,846,670
Salt River Lien Tax	90		90
Charges for services			
Franchise Fees and Taxes	843,000	867,070	879,500
Engineering Inspection Fees	313,500	313,600	313,500
Civil Engineering Fees	80,000	388,100	150,000
Community Development	264,500	725,200	407,800
Cemetery Fees	24,000	30,400	30,200
General Government	250,118	253,546	261,000
Police Fees	56,000	46,600	380,750
Fire Fees	200,900	167,304	167,200
Parks and Recreation Fees	288,000	328,100	330,400
Library Fees	4,020	5,850	6,050
Senior Fees	18,050	20,250	19,850
Fines and forfeits			
Fines and Forfeits	138,500	237,000	243,100
Interest on investments			
Interest	700,000	1,755,000	1,317,000
In-lieu property taxes			
Contributions			
Voluntary contributions			
Miscellaneous			
Miscellaneous	283,286	364,385	360,600
Government Access Channel	3,000		
Total General Fund	\$ 19,883,523	\$ 22,380,327	\$ 21,749,889

* Includes actual revenues recognized on the modified accrual or accrual basis as of the date the proposed budget was prepared, plus estimated revenues for the remainder of the fiscal year.

Town of Florence
Revenues other than property taxes
Fiscal Year 2026

Source of revenues	Estimated revenues 2025	Actual revenues* 2025	Estimated revenues 2026
Special revenue funds			
Highway User	\$ 2,600,765	\$ 3,081,265	2,844,453
Transportation Excise Tax	2,525,000	3,220,276	3,422,809
Construction Tax	690,000	1,741,000	1,431,000
Food Tax	735,000	938,000	904,000
2021 Excise Tax Bond	50,000	20,000	
Judicial Collections Enhancement	1,825	3,765	3,225
	<u>\$ 6,602,590</u>	<u>\$ 9,004,306</u>	<u>\$ 8,605,487</u>
Streetlight Improvement District No. 1	\$ 33,959	\$ 34,750	\$ 30,700
Streetlight Improvement District No. 2	19,675	20,150	29,250
Streetlight Improvement District No. 3	29,944	31,100	25,900
Streetlight Improvement District No. 4	1,575	3,550	2,050
Streetlight Improvement District No. 5	409	410	390
Streetlight Improvement District No. 6	136	144	147
Streetlight Improvement District No. 7	10,603	11,275	450
Streetlight Improvement District No. 8	1,430	1,500	7,272
Streetlight Improvement District No. 9	1,095	1,160	4,339
	<u>\$ 98,826</u>	<u>\$ 104,039</u>	<u>\$ 100,498</u>
Fill the Gap	\$ 2,050	\$ 1,300	\$ 1,100
SW Gas Relcation Reimbursment	75,200	66,000	64,500
Police Impound	2,800	3,900	3,450
Grant Funds	3,361,851	1,637,111	2,959,897
	<u>\$ 3,441,901</u>	<u>\$ 1,708,311</u>	<u>\$ 3,028,947</u>
Transportation Impact Fees	\$ 219,510	\$ 437,000	\$ 430,000
Police Impact Fees	255,030	448,000	441,000
Fire-Ems Impact Fees	468,740	770,000	780,000
Parks Impact Fees	336,840	633,000	618,000
Florence Wastewater Impace Fees	63,600	104,000	94,000
Florence Water Impact Fees	31,220	62,300	60,325
	<u>\$ 1,374,940</u>	<u>\$ 2,454,300</u>	<u>\$ 2,423,325</u>
556 - Senior Donation Fund	\$ 3,000	\$ 3,800	1,650
567 - Fire Donation Fund	14		
573 - Library Donation Fund	14,600	16,233	15,773
575 - Police Donation Fund	90		
576 - Recreation Donation Fund		71,700	15,650
577 - Teen Council Fund		10,200	40,150
	<u>\$ 17,704</u>	<u>\$ 101,933</u>	<u>\$ 73,223</u>
Florence Cares Donations	10,000		
	<u>\$ 10,000</u>	<u>\$</u>	<u>\$</u>
Total special revenue funds	<u>\$ 11,545,961</u>	<u>\$ 13,372,889</u>	<u>\$ 14,231,480</u>

* Includes actual revenues recognized on the modified accrual or accrual basis as of the date the proposed budget was prepared, plus estimated revenues for the remainder of the fiscal year.

Town of Florence
Revenues other than property taxes
Fiscal Year 2026

Source of revenues	Estimated revenues 2025	Actual revenues* 2025	Estimated revenues 2026
Debt service funds			
General Government	\$ 500	\$ 3,500	\$ 1,500
	\$ 500	\$ 3,500	\$ 1,500
Total debt service funds	\$ 500	\$ 3,500	\$ 1,500
Capital projects funds			
General Government CIP	\$ 3,900,000	\$ 3,433,309	4,607,200
	\$ 3,900,000	\$ 3,433,309	\$ 4,607,200
Total capital projects funds	\$ 3,900,000	\$ 3,433,309	\$ 4,607,200

* Includes actual revenues recognized on the modified accrual or accrual basis as of the date the proposed budget was prepared, plus estimated revenues for the remainder of the fiscal year.

**Town of Florence
Revenues other than property taxes
Fiscal Year 2026**

Source of revenues	Estimated revenues 2025	Actual revenues* 2025	Estimated revenues 2026
Permanent funds			
_____	\$ _____	\$ _____	\$ _____
_____	_____	_____	_____
_____	_____	_____	_____
_____	\$ _____	\$ _____	\$ _____
Total permanent funds	\$ _____	\$ _____	\$ _____
Enterprise funds			
Water	\$ 4,996,176	\$ 5,229,940	5,348,600
Wastewater	3,327,520	4,372,200	4,426,900
Sanation	1,573,204	1,716,300	1,748,100
_____	\$ 9,896,900	\$ 11,318,440	\$ 11,523,600
Total enterprise funds	\$ 9,896,900	\$ 11,318,440	\$ 11,523,600

* Includes actual revenues recognized on the modified accrual or accrual basis as of the date the proposed budget was prepared, plus estimated revenues for the remainder of the fiscal year.

**Town of Florence
Revenues other than property taxes
Fiscal Year 2026**

Source of revenues	Estimated revenues 2025	Actual revenues* 2025	Estimated revenues 2026
Internal service funds			
Fleet	\$ _____	\$ _____	\$ _____
_____	_____	_____	_____
_____	_____	_____	_____
_____	\$ _____	\$ _____	\$ _____
Total internal service funds	\$ _____	\$ _____	\$ _____
Total all funds	\$ <u>45,226,884</u>	\$ <u>50,508,465</u>	\$ <u>52,113,669</u>

* Includes actual revenues recognized on the modified accrual or accrual basis as of the date the proposed budget was prepared, plus estimated revenues for the remainder of the fiscal year.

Town of Florence
Other financing sources/(uses) and interfund transfers
Fiscal Year 2026

Fund	Other financing 2026		Interfund transfers 2026	
	Sources	(Uses)	In	(Out)
General Fund				
Highway User Fund	\$	\$	\$ 187,955	\$
Water Fund			410,000	
Wastewater Fund			410,000	
Sanitation			100,000	
Fleet				173,250
SW Gas Fund			65,000	
ADOT 5310 Grant				
Total General Fund	\$	\$	\$ 1,172,955	\$ 173,250
Special revenue funds				
Highway User Fund	\$	\$	\$ 2,000	\$ 251,755
SW Gas Fund				
SLID 1				500
SLID 2				500
SLID 3				500
SLID 4				500
Construction Tax Fund				
ARPA-Grant 261				
Grant 262				
DIF Sewer				1,000,000
CDBG Grant				
ADOT 5310 Grant				
CLG				
SW Gas Fund				65,000
2021 Excise Tax Funds				
Total special revenue funds	\$	\$	\$ 2,000	\$ 1,318,755
Debt service funds				
General Government	\$	\$	\$ 1,872,571	\$
Total debt service funds	\$	\$	\$ 1,872,571	\$
Capital projects funds				
General Government	\$	\$	\$	\$ 1,872,571
Total capital projects funds	\$	\$	\$	\$ 1,872,571
Permanent funds				
	\$	\$	\$	\$
Total permanent funds	\$	\$	\$	\$
Enterprise funds				
Water Fund	\$ 4,525,975	4,525,975	\$	\$ 448,280
Wastewater Fund	14,091,626	14,091,626	1,000,000	448,280
Sanitation				103,190
Total enterprise funds	\$ 18,617,601	\$ 18,617,601	\$ 1,000,000	\$ 999,750
Internal service funds				
Fleet	\$	\$	\$ 316,800	\$
Total Internal Service Funds	\$	\$	\$ 316,800	\$
Total all funds	\$ 18,617,601	\$ 18,617,601	\$ 4,364,326	\$ 4,364,326

**Town of Florence
Expenditures/expenses by fund
Fiscal Year 2026**

Fund/Department	Adopted budgeted expenditures/ expenses 2025	Expenditure/ expense adjustments approved 2025	Actual expenditures/ expenses* 2025	Budgeted expenditures/ expenses 2026
General Fund				
Administration	\$ 6,333,397	\$	\$ 5,943,818	\$ 6,747,518
Police	5,544,738		6,476,151	6,293,540
Fire	5,000,987		5,378,991	5,118,945
Community Services	3,836,177		3,569,343	3,831,620
Development Services	1,394,649		1,143,575	1,162,615
Engineering	323,447		323,995	260,260
Facilities Maintenance	682,115		592,200	793,220
Total General Fund	\$ 23,115,510	\$	\$ 23,428,073	\$ 24,207,718
Special revenue funds				
Highway User	\$ 10,938,529	\$	\$ 3,557,585	\$ 9,643,040
Transportation Excise Tax	3,560,492		986,492	6,938,912
Governmental Construction Tax	1,650,000		450,816	
Food Tax	1,187,500		724,500	1,303,700
2021 Excise Tax Fund			892,389	
Grants	4,085,671		1,691,027	3,807,398
Streetlight Improvement Districts	116,550		114,800	150,350
Judicial Collection Enhancement	5,000		6,155	6,580
Fill-the-Gap	7,600		2,300	18,242
Southwest Gas Capital Exp.				
Impound Fund	50,000		23,163	40,492
Development Impact Fees	3,038,750		486,880	4,357,000
Donation Funds	42,271		113,700	130,136
Total special revenue funds	\$ 24,682,363	\$	\$ 9,049,807	\$ 26,395,850
Debt service funds				
Debt Service	\$ 4,134,355	\$	\$ 1,137,316	\$ 2,351,718
Total debt service funds	\$ 4,134,355	\$	\$ 1,137,316	\$ 2,351,718
Capital projects funds				
General Capital	\$ 5,766,922	\$	\$ 2,651,622	8,182,940
Total capital projects funds	\$ 5,766,922	\$	\$ 2,651,622	\$ 8,182,940
Permanent funds				
	\$	\$	\$	\$
Total permanent funds	\$	\$	\$	\$
Enterprise funds				
Water Utility	\$ 10,447,736	\$	\$ 9,544,793	6,213,460
Wastewater Utility	21,895,255		7,916,308	10,702,992
Sanitation Utility	1,533,086		1,481,870	1,587,410
Total enterprise funds	\$ 33,876,077	\$	\$ 18,942,971	\$ 18,503,861
Internal service funds				
Fleet	\$	\$	\$	\$ 273,810
Total internal service funds	\$	\$	\$	\$ 273,810
Total all funds	\$ 91,575,227	\$	\$ 55,209,788	\$ 79,915,897

* Includes actual expenditures/expenses recognized on the modified accrual or accrual basis as of the date the proposed budget was prepared, plus estimated expenditures/expenses for the remainder of the fiscal year.

Town of Florence
Full-time employees and personnel compensation
Fiscal Year 2026

Fund	Full-time equivalent (FTE) 2026	Employee salaries and hourly costs 2026	Retirement costs 2026	Healthcare costs 2026	Other benefit costs 2026	Total estimated personnel compensation 2026
General Fund	164	\$ 12,530,180	\$ 1,617,550	\$ 2,729,750	\$ 1,108,170	\$ 17,985,650
Special revenue funds						
Highway User Fund	10	\$ 1,117,360	\$ 134,820	\$ 266,800	\$ 138,460	\$ 1,657,440
Total special revenue funds	10	\$ 1,117,360	\$ 134,820	\$ 266,800	\$ 138,460	\$ 1,657,440
Debt service funds						
Total debt service funds						
Capital projects funds						
General Capital	1	\$ 71,710	\$ 8,610	\$ 28,730	\$ 5,690	\$ 114,740
Total capital projects funds	1	\$ 71,710	\$ 8,610	\$ 28,730	\$ 5,690	\$ 114,740
Permanent funds						
Total permanent funds						
Enterprise funds						
Water	11	\$ 827,920	\$ 97,490	\$ 254,490	\$ 86,730	\$ 1,266,630
Wastewater	5	697,820	81,870	197,010	74,150	1,050,850
Sanitation	1	73,330	8,800	20,920	5,810	108,860
Total enterprise funds	17	\$ 1,599,070	\$ 188,160	\$ 472,420	\$ 166,690	\$ 2,426,340
Internal service funds						
Fleet	3	\$ 141,250	\$ 16,950	\$ 53,290	\$ 15,320	\$ 226,810
Total internal service fund	3	\$ 141,250	\$ 16,950	\$ 53,290	\$ 15,320	\$ 226,810
Total all funds	195	\$ 15,459,570	\$ 1,966,090	\$ 3,550,990	\$ 1,434,330	\$ 22,410,980